

Little VICTORIES

FLEXIBLE CHILD CENTER
& PRESCHOOL

Welcome to the Fireflies Room





Dear Families,

Welcome to the Fireflies Room, the Pre Kindergarten program here at Little Victories! We have put this packet of information together to inform you a little about our classroom, expectations and curriculum. In our Pre Kindergarten program, children will focus on mastering their kindergarten readiness skills. With encouragement and reinforcement at home our hope is that your child will have all the tools necessary to have a fun and successful kindergarten experience!

We feel honored and excited to work with your child and to be given the opportunity to discover their unique personality, strengths and challenges. We believe it is important to partner with you in the process of nurturing your child's growth and development. If you ever, for any reason, have a question or concern regarding your child please do not hesitate to talk to us. We are always happy to listen and problem solve with you to make your child's pre-kindergarten experience the best it can be.

Sincerely,

Stacey, Corissa and Jamie

"It is not what is poured into a student that counts but what is planted." -Linda Conway

General Little Victories Information

- 1. Drop Off and Pick Up:** For the safety and well-being of all children and staff, *it is absolutely essential that at Drop Off and Pick Up times parents check-in with a teacher in the room.* Not only does it let us know who is coming and going but it also gives us an opportunity to pass along vital information (i.e. your child didn't sleep well, a pet died, excited about a visit from grandparents, will be picked up early or by another person...). We also cannot stress enough how unsafe it is to simply drop your child off in our door without staff knowledge. In times of emergency, we cannot account for your child if we have no knowledge of them being at school. Please, at the very least make eye contact with a classroom teacher to let us know your child has arrived or is going home.
- 2. Extra Clothes:** Kids are kids and the best way to be a kid is to just get in there and explore things! Please dress your child in clothes that are meant to get dirty. We will *never* exclude a child from an activity because they may get dirty and you can expect to see some really good stains coming home! We like to do messy, wet, and creative activities during art, science and outdoor play and ask that you ***have at least one complete set of clothes at school*** to change into in case we get a little too messy, wet or creative. This consists of underwear, socks, pants/shorts and a shirt.
- 3. Summertime Reminders:** Due to state licensing guidelines, we are only allowed to apply sun block to children who have provided their own from home. Please bring a bottle of *sun block* to keep at school. We also would like to have children wear *sturdy shoes* that allows for safe running, climbing and riding. Flip-flops do not provide adequate support for young feet and make it extremely difficult to run and climb. Sandals that buckle and tennis shoes are much better for young children and as an added bonus, will keep those feet much more clean!! And one last note for our young girls who look so adorable in their sundresses....*a pair of shorts under those dresses* not only prevents us all from seeing your undies but also protects against hot slides and riding toys.

- 4. Wintertime Reminders:** During the colder months, we enjoy exploring outside and enjoying all that the snow has to offer! If the temperature is above 0° with wind chill, we will adhere to our outside schedule times. Please make sure to bring boots, snow pants, mittens (not knit as they get wet) and hats. Because many children have similar clothing, we ask that you **PLEASE LABEL ALL OUTDOOR CLOTHING**.

Fireflies Information

- 1. Curriculum and How Children Learn:** In addition to the fun and child guided thematic curriculum, this smaller group allows for some great skill development time before sending the children off to kindergarten. We will review concepts such as shape recognition, letter recognition, number sense and ability to write their name with confidence. We also focus on the development of our social skills such as using words to solve conflict, following 2-3 step directions, and listening to teachers and friends.

As is stated in Little Victories policies: *Little Victories uses Developmentally Appropriate Practices set by the National Association for the Education of Young Children (NAEYC) in developing their theme based curriculum. We ensure that your child will be given the opportunity to learn and grow using their five developmental areas: Physical, Emotional, Cognitive, Social and Creative.* We develop our thematic curriculum based on seasonal themes and the interests of the children. While we create a lesson plan each week, we are also acutely in-tuned with the teachable moments and remain flexible and open to change. We share the philosophy that young children learn best through Play as is supported in extensive research:

enhances a child's language development (Garvey, 1974)

encourages creativity and problem solving (Dansky, 1980)

provides a context through which the child develops representational thought, an essential foundation for reading, mathematics and science (Vygotsky, in J.S. Bruner, A. Jolly, & K. Sylva {Eds.}).

develops higher motivation to learn and develops higher self-esteem (Weininger, 1994)

is an integral part of a child's being. It is the "business" of childhood, and it has a unique and vital role in the whole education process. (Weininger, 1994)

(Taken from <http://www.cayc.ca/Philosophy.html>)

If you have any questions regarding curriculum and learning, we encourage you to speak with us and to check out the NAEYC website at naeyc.org.

- 2. Quiet Time:** According to the Minnesota Dept. of Human Services, *all children must rest for 30 minutes each day*. Please bring a small blanket to help your child feel comfortable and able to rest. After 30 minutes, if a child is awake, they will be offered books or quiet activities to do while others nap.
- 3. Art Files:** Each child has an art file in the classroom. We fill those folders with all of the masterpieces your child makes and wants to bring home. Children create these with great pride and want to share that with you. Take the art home, talk about it, then ask your child to select a piece or two to save and recycle the rest when they are in bed! We will also use these files as a form of communication to parents so please check them everyday. If you need help locating your child's folder, please ask.
- 4. Water Bottles:** All children are encouraged to bring a water bottle to school for use at snack time and when children need a drink. Please bring water bottles home on Fridays to wash.

PreK Weekly Lesson Plan

Theme: Gingerbread Man

Week of: Nov. 28th to Dec. 2nd

Key Experiences and Outcomes

- Read and compare many different folk tale stories of the Gingerbread Man
- Use our sense of smell to distinguish the scent of spices

Math Activities

- Story sequencing activity
- Pattern strips
- Gingerbread man matching game

Science Activities

- Scent bottles with cinnamon, ginger, cloves, vanilla, etc

Group Time (Songs, Fingerplays, Lang. Arts, Books)

- Variety of Gingerbread Man stories
- Compare and contrast the various stories
- Use puppets to act out the stories
- Who Stole the Cookies? game

Notes and News

- Many families are beginning to do baking for the holidays. Ginger cookies are a seasonal favorite and the story is a classic that all children enjoy.
- REMEMBER to bring snow gear everyday!

Process Oriented Art Activities and Easel Activities

- Decorate a paper gingerbread man
- Make cookie cut out with applesauce/cinnamon dough
- Gingerbread man puppet
- Cookie cutter prints
- Cooking: decorate gingerbread cookies
- Group Project: Cardboard box gingerbread house

Large Motor Activities

- Act out story
- Move like the characters in the story
- Who stole the cookies? game

Small Motor Activities

- Rolling dough and using cookie cutters
- Tonging pom poms into ice cube trays




Dramatic Play

- Gingerbread character puppets
- Bakery

Sensory Exploration


- Gingerbread playdough with cookie cutters
- Oatmeal

Pre Kindergarten Daily Schedule

6:30	8:30	Welcome/ Free Choice
8:30	9:00	Breakfast & Quiet reading and puzzles
9:00	9:15	Clean-Up
9:15	9:45	<u>Morning Group Time</u> <ul style="list-style-type: none"> • Good morning greeting • Calendar weather • Storybooks related to theme • Songs and finger plays 
9:45	11:15	 <u>Discovery Time</u> <ul style="list-style-type: none"> • Morning snack • Open art studio • Process oriented art • Variety of math and language art activities • Music and movement • Learning centers: block area, library, science area, dramatic play and manipulative
11:30	12:30	Outdoor Play/Large Motor Play/Lunch
12:30	1:00	Quiet Reading & Rest Time
1:00	3:00	Afternoon Group time w/music Instruments Music and movement Afternoon Outdoor Time 
3:30	6:30	Free Choice including open ended art, learning center and sensory activities

Fireflies Newsletter

November 2011



November already?! The school year is just zipping along! We had a lot of fun in October learning about Fire Safety, Autumn and Halloween. We have settled into our routines and the children are all showing pre-literacy readiness with their curiosity of print and willingness to try to write words. We are starting to talk about the differences between capital and lowercase letters and the kids are grasping the concept quickly. We have also been reading together a few chart paper poems and the kids are very excited when I tell them in a very overly joyful voice that they are readers! As always, you are welcome to come on in and let your child show you what they are learning! Happy Thanksgiving!

Stacey and Corissa

Learning at Home

The Fireflies have been very excited to read our chart paper poem titled "I am a Fireman". We practice reading it together every day while I point to the words. Many children are now "reading" it with me—especially the rhyming parts—and are very proud of themselves. A great way to continue this at home is to write out simple nursery rhymes and read them with your child while pointing to each word. Soon your child will pick up and it and will be reading it to you!

Upcoming Events

November 10th—Field Trip to Kruger's Christmas Tree Farm

November 11th—Food Shelf Visit

November 15th and 16th—Parent/Teacher Conferences. Look for details posted at front desk.

Thanksgiving Holiday Closure—Little Victories will be closed on Nov. 24th and 25th



November Curriculum

November is the time of year to introduce the concepts of harvest, thankfulness, togetherness and sharing.

Throughout this month we will be exploring these big words and how they relate to our lives and the holiday of Thanksgiving.

This month you will also be invited to bring a Sharing Bag home to fill with your child and return to school. The bag will have directions on what to put in the bag and when it is returned, your child will have an opportunity to tell the class what special items are in the bag.

Fireflies Classroom List

*Please be sure to label all items

Please look over this list seasonally to make sure your child has everything he/she needs throughout the day. If you prefer, you may leave these items at school and bring them home on the week-ends to launder.



SPRING

- Full extra change of clothing
(Underpants, pants and socks and shirt)
- Small blanket for rest time
- Sunscreen
- Rain coat on rainy days
- Water bottle

SUMMER



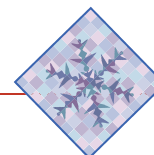
- Full extra change of clothing
(Underpants, pants and socks and shirt)
- Small blanket for rest time
- Sunscreen
- Swimsuit for sprinkler play
- Raincoat on rainy days
- Sturdy shoes (please no flip flops)
- Shorts under dresses
- Water bottle



FALL

- Full extra change of clothing
(Underpants, pants and socks and shirt)
- Small blanket for rest time
- Dress your child in layers for cool mornings and warm afternoons.
- Water bottles

WINTER



- Full extra change of clothing
(Underpants, pants and socks and shirt)
- Small blanket for rest time
- Winter coat
- Warm waterproof mittens
- Hat
- Snow pants
- Boots